



**SD PUBLIC SCHOOL
BU BLOCK, PITAMPURA
CLASS VII, HOLIDAY HOMEWORK-(SESSION 2023-24)**

**MONTH OF MAY BROUGHT LONG, HOT DAYS,
AND NOW WE HAVE OUR *SUMMER HOLIDAYS***

**SUMMER HOLIDAYS MEAN NO TO SCHOOL,
WAKING UP EARLY AND SWIM IN THE POOL
FUN LOVING HOMEWORK, EASY TO BE DONE,
INGENIOUS STUDIES AND LOTS OF FUN.**

**PLAYING AND TALKING AND WATCHING CARTOON,
FUN CONTINUES TILL THE END OF JUNE.**

**BEAUTIFUL TIME COMES ONCE IN A YEAR,
SUMMER HOLIDAYS ARE BEST DAYS EVER.**



Dear Parents,

Summer Vacation is a time for the children to enjoy and relax. These days are precious and valuable and can be made most from if judiciously used. We should always remind ourselves that children will not remember us for the gifts we shower upon them but will always cherish the time we spent with them. It's time to nurture young minds, inculcate moral values and narrate family anecdotes to keep them in touch with their roots.

Use Holiday Homework as an opportunity to spend quality time together. The role of the parent is to be a facilitator and guide to steer the child in the right direction. Encourage your child to take up yoga or any other form of healthy activity during the vacation. Involve children in household chores. Enjoy walking with them in parks and appreciate nature.

DEAR STUDENTS



**Learning is the beginning of wealth.
Learning is the beginning of health.
Learning is the beginning of spirituality.
Searching and learning is where the
miracle process all begins.**

Jim Rohn

General Instructions that are to be followed:

- ☐ **Download the holiday homework pages and complete the task.**
- ☐ **Handwriting should be neat and legible.**
- ☐ **The holiday homework would be graded.**
- ☐ **The assignments should be submitted to the respective subject teachers.**
- ☐ **Encourage your ward to do the assigned holiday homework independently.**

Summer Tips to be followed: -

☐ **“A healthy mind resides in a healthy body”- Pay attention to your health, go for morning and evening walks, drink lots of water, avoid the consumption of junk food, eat healthy and stay healthy.**

☐ **Open your mind to reading newspapers, novels, blogs, and stories that will help you in increasing your vocabulary.**

☐ **Indulge yourself in activities like cooking, singing, dancing, aerobics, cycling, trekking, swimming, art and craft, river rafting and gardening. And share your experience with your family and friends.**


☐ **Spend quality time with your grandparents and parents, talk to them regarding their experience of school.**



1. Prepare your favorite dish with the help of your mother and write the recipe of the same in your fair notebook in about 100-125 words.



2. Read the complete long reading text 'Swiss Family Robinson' and summarize any story in about 150-200 words on an A4 size ruled sheet.



3. Make a travel brochure of the place according to your roll no. Decorate it beautifully.

Roll no 1-15- Andaman & Nicobar Islands

Roll no 16 onwards- Lakshadweep.

4. Make a poster on G20 on an A3 size sheet.
5. Complete all the EDUCOSOFT Assessments.
You will be awarded marks for the same.





Task 1: Revise all the syllabus done in class so far.


Task2: Do the following projects as per you Roll No.

Roll No- 1-10

Polygon Art: ‘A Complicated Simplicity’. It’s an art form where a closed shape with multiple sides and edges is taken and then connected with similar shapes and a large, beautiful image is created.

Let’s be creative this summer and look for mathematics in real life images.

**Create an image of your choice in polygon art.
One example is shown here.**



Roll No- 11-20

Create a poster on yoga poses forming different types of angles or shapes on an A4 size sheet. You can either draw the poses or paste pictures and write the respective angle or shape formed in that yoga pose.

Roll No- 21-30

Using the concept of symmetry make a symmetrical mask on an A3 size sheet.

Roll No- 31 onwards.

Make a photo frame on “RAMANUJAN - The Great Mathematician”. You can take a picture of Ramanujan and write his important contributions (in not more than 50 words).

Task 3:

Roll no. 1-25

- A. Find out the population of Andaman and Nicobar Islands.
- B. Find out the number of males, females and children. Also find their ratio in relation to the total population.
- C. Find out the number of people of different religions in the island.
- D. Calculate the percentage of each type of religion.
- E. Represent this information in the form of a bar graph.

Roll No. 26 onwards.

- A. Find out the population of Lakshadweep Islands.
- B. Find out the number of males, females and children. Also find their ratio in relation to the total population.
- C. Find out the number of people of different religions in the island.
- D. Calculate the percentage of each type of religion.
- E. Represent this information in the form of a bar graph.

Task 4:

Attempt the assessment on the app Countingwell .

The app can be downloaded from the following links:

Android users may download the app from:

<http://bit.ly/cwplaystore>

iPhone users may download the app from:

<http://bit.ly/cwappstore>

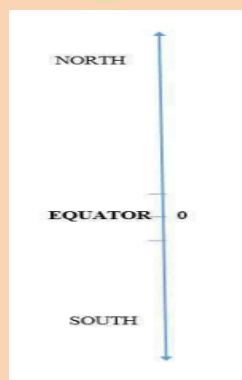
Task 5:

Do the assignments of Unit 1 and Unit 3 of your Mathematics Practice Book.

Task 6:

The Group of Twenty (G20) comprises 19 countries (Argentina, Australia, Brazil, Canada, China, France, Germany, India, Indonesia, Italy, Japan, Republic of Korea, Mexico, Russia, Saudi Arabia, South Africa, Türkiye, United Kingdom and United States) and the European Union.

With the help of a world map, plot the G20 member countries on a vertical number line representing the North and South poles as the two extremes. 0 denoting the equator, the positive integers represent countries in the northern hemisphere and the negative integers represent the countries in the southern hemisphere. Please make sure the countries nearer the equator are near the integer 0 and vice versa, in both hemispheres.





नोट: सभी कार्य अलग फाइल में करना है।

G-20 समूह का परिचय दीजिये। इसके सदस्य देशों की विशेषताएँ बताते हुए लिखिए कि उन्हें किस आधार पर चुना गया है तथा उनके समक्ष भविष्य की कौन-कौन सी चुनौतियाँ पर चर्चा करने की आवश्यकता हैं? (विस्तार से)

सभी महीनों / मौसमों पर प्रसिद्ध कवियों ने अनेक सुन्दर कविताएँ लिखी हैं। अपने रोल.न. के अनुसार दिए गए माह पर किन्हीं पांच कविताओं का सचित्र संकलन तैयार कीजिये, जिसमें एक कविता आपकी स्वरचित भी हो। संकलन का मुखपृष्ठ आकर्षक होना चाहिए।

रोल.न.1 से 10 : आषाढ़ (जून-जुलाई)
रोल.न.11 से 20 : श्रवण या सावन (जुलाई-अगस्त)
रोल.न.21 से 30 : पौष (दिसम्बर-जनवरी)
रोल.न.31 से 40 : फाल्गुन (फरवरी-मार्च)
रोल.न.41 से 50 : वैशाख (अप्रैल-मई)

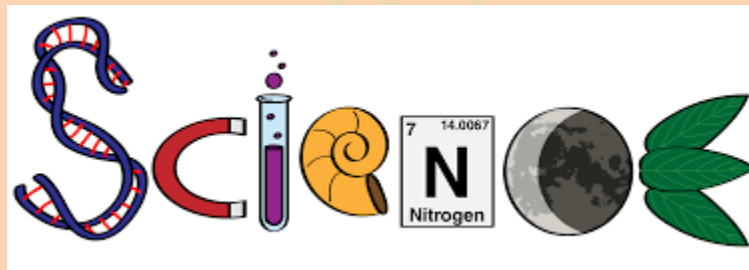


प्रतिदिन अखबार पढ़िए और रोज़ तिथि सहित 2 मुख्य राष्ट्रीय समाचार, 2 मुख्य अंतर्राष्ट्रीय समाचार तथा 2 मुख्य खेल समाचार लिखिए।

आधे पेस्टल चार्ट पर पर्यटन की दृष्टि से अंडमान और निकोबार की संस्कृति की जानकारी एकत्र करके स्लोगन सहित एक सुंदर आकर्षक पोस्टर बनाइये।

अपने रोल नंबर अनुसार दिए गए संग्रहालयों के दर्शन करिए तथा उसके बारे में विस्तार से जानकारी एकत्र करके सचित्र रिपोर्ट तैयार करके कक्षा में प्रस्तुत करिए

रोल न०.1 से 10 – ‘आदिवासी संग्रहालय’ ,
 रोल न०.11 से 20 – ‘ नैशनल क्राफ्ट तथा हैंडलूम संग्रहालय’ ,
 रोल न०.21 से 30 – ‘नैशनल संग्रहालय’ ,
 रोल न०.31 से 40 – ‘ नैशनल साइंस सेंटर’ ,
 रोल न०.41 से 50 – ‘राष्ट्रीय प्राकृतिक इतिहास संग्रहाल



1. Reading and vocabulary enhancement activity

Reading is an exercise for the mind. It helps kids calm down and relax, opening doors of new knowledge to enlighten their minds. Kids who read grow up to have better cognitive skills.

Importance of reading-

- Reading improves vocabulary
- Develops critical thinking skills
- Improves memory
- Improves analytical skills
- Builds confidence

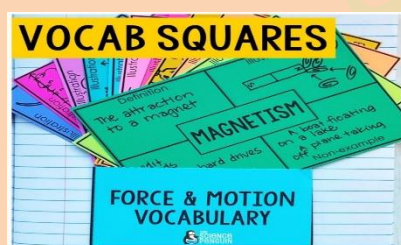
Dear students, it is the best time to explore your reading skills. Given below are some examples of science books. These books are suggested for reading or you can also read any other science book available online.



After reading the book you need to complete the following tasks in your science notebooks-

- a. **Design the cover page of your book.**
- b. **Write any five points that you liked about the book.**
- c. **Write any 30 good vocabulary words in vocabulary cards including meaning /definition, example and non example.**

For example



2. Educosoft assessments to be completed:

Ch 1- Nutrition in plants

Ch 2- Nutrition in animals

Ch 3- Heat

2. The 18th Heads of State and Government Summit of the Group of 20 (G20) will take place in September 2023 in New Delhi, India. Under the Indian Presidency, the G20 in 2023 will focus on the theme, ‘One Earth, One Family, One Future’. The theme affirms the value of humans, animals, plants, and microorganisms and their interconnectedness on planet Earth and in the wider universe.



Task: Write the names of all member countries of G20 with the flag in a scrap file
Find the names of at least two medicinal plants of any five member countries along with their benefits and relevant pictures in the same scrap file.
Cover your file beautifully with relevant pictures.

4) Art Integrated Activity-

“Creativity doesn’t wait for the perfect moment.”

As a part of thrust on experiential learning, art integrated education will be embedded in the teaching learning process to create joyful learning experiences for the students.

To strengthen the linkages between SDG, education, and culture, you are required to make-



(Roll No 1-15)

Andaman and Nicobar Islands are the richest of Indian region of coral diversity with as many as 179 species.

On an A-3 size sheet, make an infographic on 5 species of corals present in Andaman and Nicobar Islands along with its 2 characteristic features / fact. Also paste pictures of these coral species.

(Roll No 16 onwards)

Lakshadweep islands are known as coral islands as they are mainly formed from corals.

On an A3 size sheet, make an infographic on 5 species of corals present in Lakshadweep islands along with its 2-characteristic feature / fact. Also paste pictures of these coral species.

5) Build your impact profile

‘Do good work to make our world a better place to live in.’ Click yourself doing good work (Planting trees, caring street animals, feeding birds, recycling waste, awaring others about SDG etc...) and upload it on Go Sharpener platform – The School Student network.

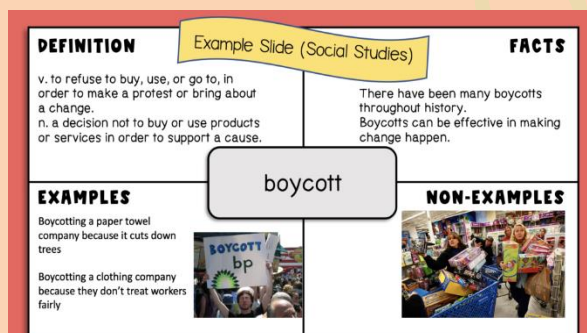




1. Read the newspaper daily and write maximum temperature and minimum temperature for a week. (sst notebook)
2. Write any 10 main news (5 National and 5 international) of the month of June 2023. Also write any 10 current affairs of 2023 (January to June). (sst notebook)

3. Write any 4 words from lessons done in class in Social Science notebook.

Eg.



4. Do all the Educosoft assessments till half yearly lessons. It is Compulsory for all the students to do these assessments.
5. Choose any book of Social Science (encyclopedia, reference book, etc.) and read one article on climate change from it. You will share the main points of the article in the class.

https://www.google.co.in/books/edition/Geography_A_Children_s_Encycloped/ia/HUwAAQAAQBAJ?hl=en&gbpv=1&dq=SOCIAL+SCIENCE+ENCYCLOPEDIA+FOR+KIDS&printsec=frontcover

6. Choose two wonders of the world like Taj Mahal / Statue of liberty. Read about them and write main points about them like when they were made, the material used in making them, etc.

7. On a A3 size sheet, make a Symbol of G20 symbol and write the countries who are member of it.

8. On a colorful sheet make a poster and itinerary on the following topics according to the roll no's-

Roll no 1 to 20- Tourist attractions of Andaman and Nicobar Islands.

Roll no 21 to 40- Tourist attractions of Lakshadweep islands.





1. Prepare a poster on the popular things of France and read about them.

2. With the help of a dictionary, make a list (in French with meanings) of at least 10 things you see ...

- a. in the house
- b. in the classroom
- c. in a garden
- d. in your bag
- e. in the sky

You may paste pictures or draw objects that you list to make your work attractive.

3. Learn and write the conjugations of the following verbs: ETRE, AVOIR, ALLER, All -er ending verbs you have done

4. Section – A Make a photo series on tourism of Andaman and Nicobar Islands.

Section- VII B- Make a photo series on tourism of Lakshadweep.

5. Make a pop-up card showing the European member countries of G20.





प्रिय छात्रो,

आपको विदित है कि सर्वाङ्गीण विकास के लिए विद्यालय में अनेक गतिविधियाँ आयोजित की जाती हैं, उसी क्रम में कुछ अंक आधारित गतिविधियाँ निम्नलिखित हैं –

1. कला समेकित गतिविधि आधारित 'अंडमान-निकोबार'

अंडमान निकोबार के प्रमुख पर्वों का 10 पेजों में सचित्र वर्णन करें। (Scrap file में लिखें)

2. G20 का सामान्य परिचय, आरम्भ तथा उद्देश्यों को कम से कम 5 पेजों में चित्रों के साथ लिखें। (Scrap file में लिखें)

3. रुचिरा पुस्तक के 91 - 105 पेज पर दिए गए शब्दरूपाणि, धातुरूपाणि को लिखें। (नोटबुक में लिखें)

4. 'पण्डिता रमाबाई' का सचित्र जीवन परिचय संस्कृत भाषा में लिखें। (Scrap file में लिखें)

5. कक्षा में पढ़े हुए पाठों को सीखें तथा उनका अभ्यास करें। (नोटबुक में लिखें)

नोट- क्रमांक 1,2,3 और 5 को संस्कृत या हिन्दी भाषा में तथा 4 को केवल संस्कृत भाषा में लिखिए)



The students need to attempt the following activities during summer vacations.

CRAFT CREATION-PUNJABI DHOL	49
COTTON SWAB IMPRESSION-RADISH(DABBING)	52
DESIGN PAPER BAG MAKING	
SCENERY(RUBBING TECHNIQUE)	57



Complete the mentioned tutorial courses on

<https://arcade.makecode.com/>

Tutorial Course – a. Chase the pizza

b. Time flies

Create your own game using block codes, make a small video.

- Less than 2 minutes of your game
- Add the voice over to explain the game.
- Upload it on the below mentioned links according to your class/section.

Note – Make sure the file name of your video must be **your name, class and roll no.** like

“Sonia_ VIIA_23”. Make sure you upload **your video** once.

Upload your videos here -

VII A

– https://drive.google.com/drive/folders/1d0BXZytS13nr_mXWWf8Yi7VADKqk91Wu?usp=sharing

VII B –

<https://drive.google.com/drive/folders/1fPrdbubjnAx4eh-xK1kjS5HqywROPPck?usp=sharing>

VII C –

<https://drive.google.com/drive/folders/1vTvaW0vZm-s6xg27x6jrQooanB7P5ORy?usp=sharing>

Hope you have a great time while enjoying your
Summer Break. Happy Holidays !

